

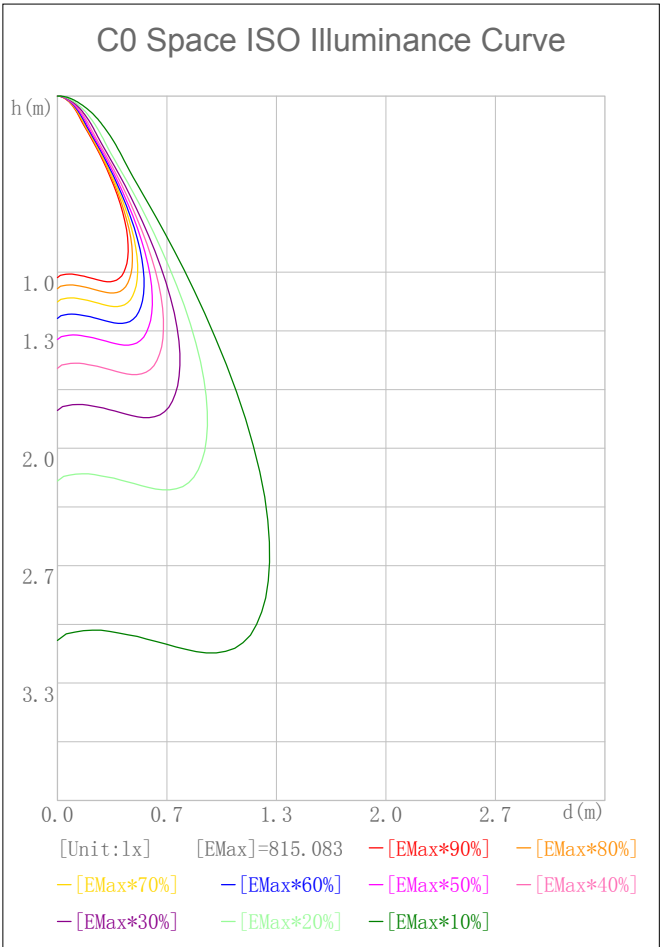
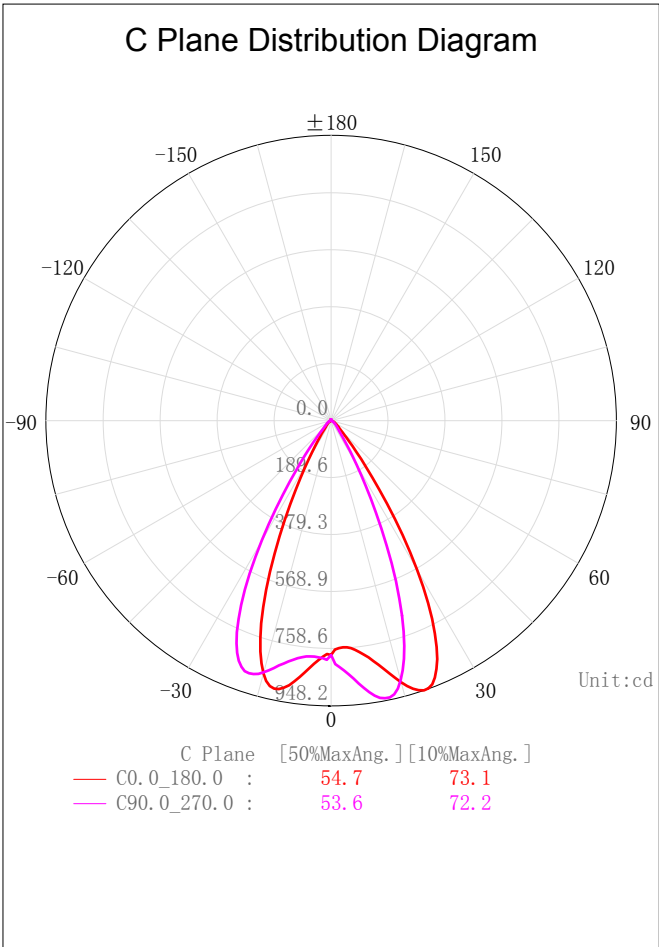
Indoor Luminaire Photometric Data

Description Information

Luminary Name: WL02-09-XX-02 3000K RA90 60D		Lum. Catalog:	Test ID: 01
Lamp Name:		Lamp Catalog: LED	Test Date: 2021/10/27
Manufacture: Shenzhen Norming Lighting Co., Ltd		Shld. Ang(°):	Test Machine:GON-2000
Test Lab: Quality Department		Frequency (Hz):	Lamp CCT (K): Ra:
Lum. Size (W*L*H):0.038m*0.038m*0.000m		Lum. Area (m2):0.001	Lum. W (kg): 0.000
Test System: C, γ	Test Step: C=90.0 γ=1.0	Temp. (°C): 25	Humidity(%): 50.0

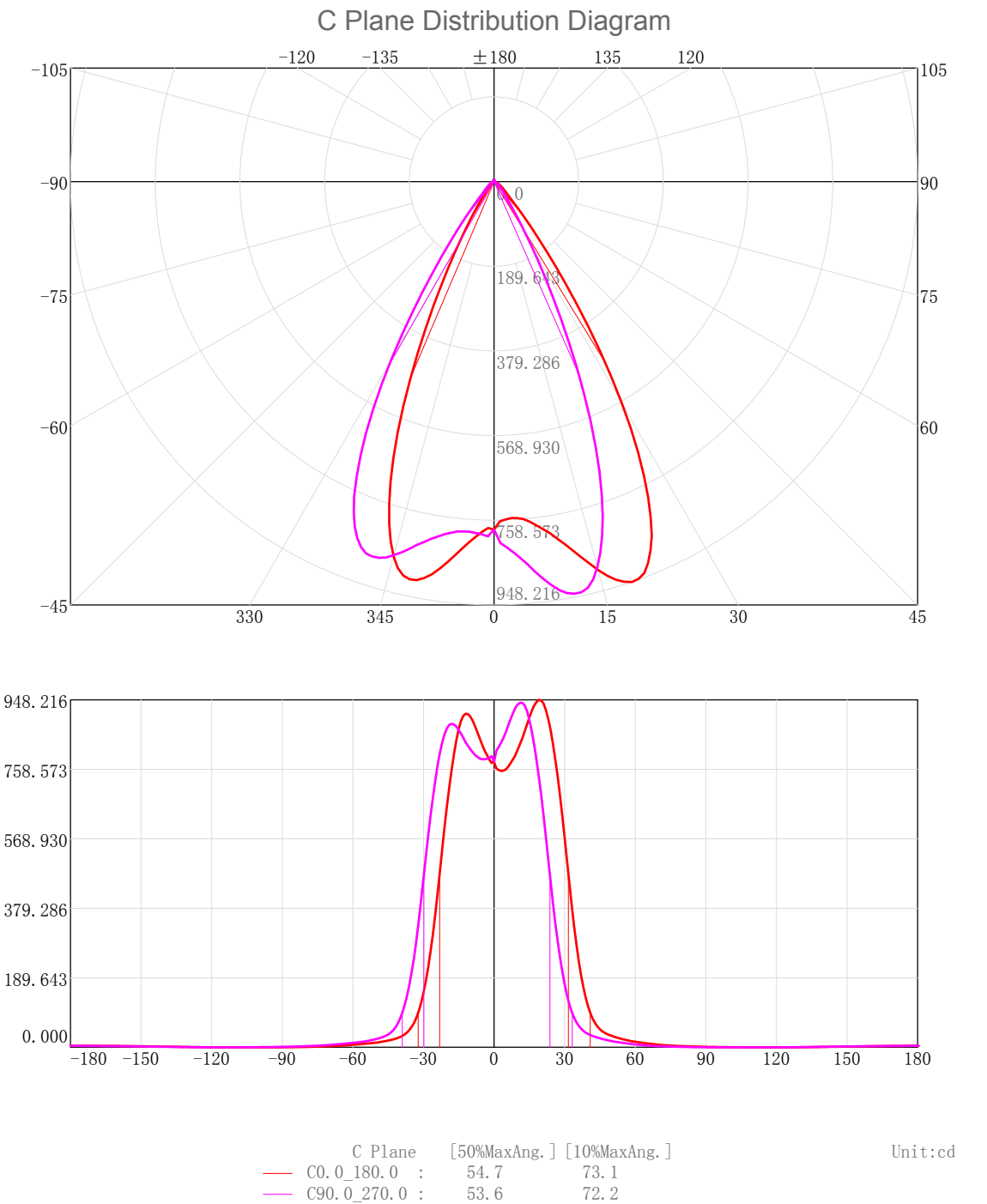
Character Parameter

Lamp Speciality Parameter		Luminaire Speciality Parameter	
Rated Flux(lm): 743.730	Luminary Flux(lm): 743.728	Field Angle(10%Imax): 73.1(°)	
Rated Power(W):	Luminary Efficiency: 100.00%	Down Lumens&Percent: 738.050lm 99.24%	
Rated Voltage(V):	Luminary EER(lm/W): 84.572	Up Lumens&Percent: 5.678lm 0.76%	
Tested Power(W): 8.794	Max. Candela(cd): 948.216	S/MH: C0_a180=0.988 C90_270=0.964	
Lamps' Inside: 1	Max Cand@Ang. (°): C=0.0 γ=19.0	CIE Type: Semi-Direct	
Tested Electrics (V, A, pf):241.2, 0.040, 0.900	Beam Angle(50%Imax): 54.7(°)	ErP ϕ use(90°): 650.776lm	
Lamp Size (W*L*H):0.038m*0.038m*0.000m	Left=-23.1°, Right=31.6°	IRF(%): 228.719	



2D Plane Light Intensity Distribution Curve

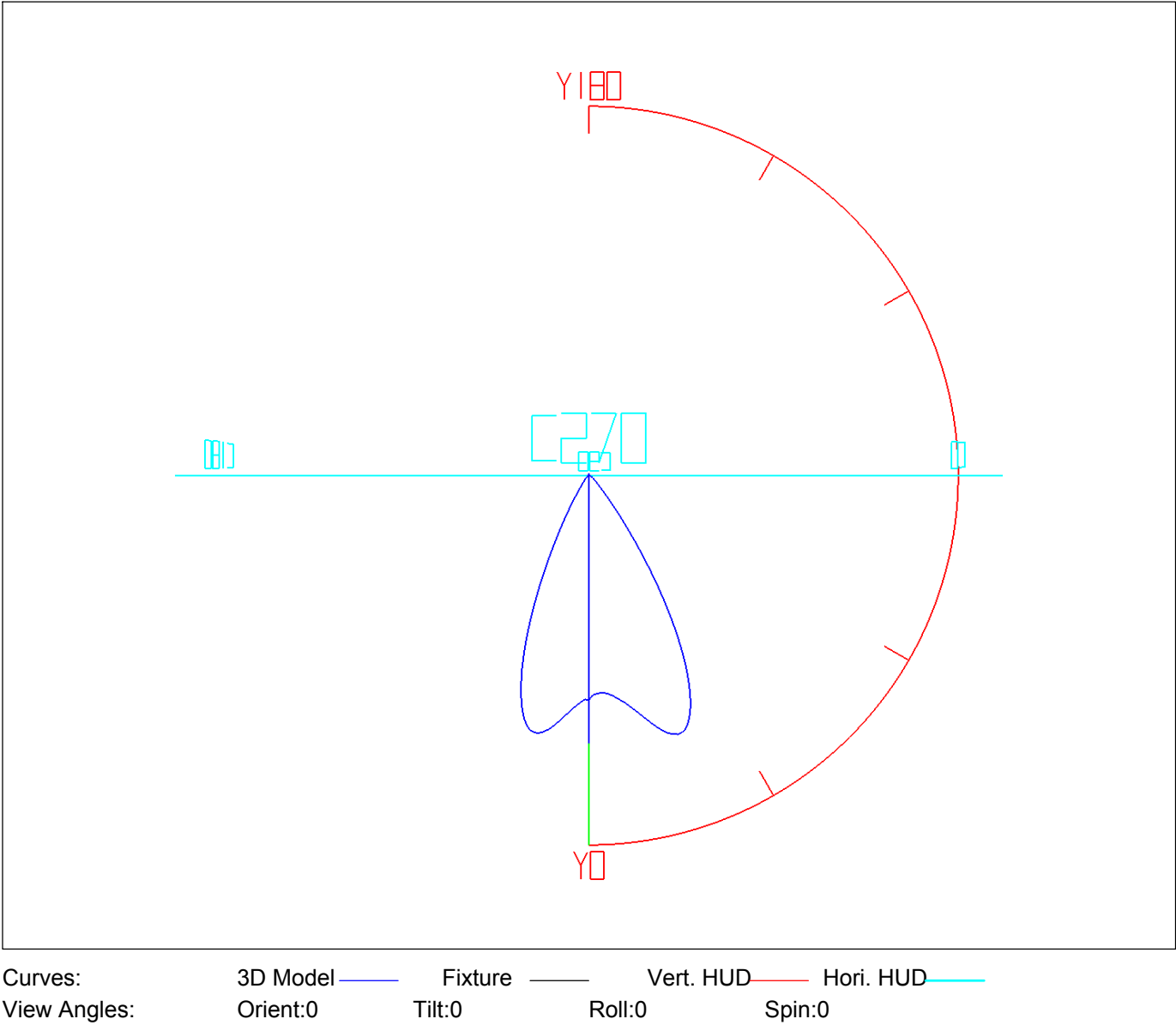
Lum. Name: WL02-09-XX-02 3000K RA90 60D	Lum. Catelog:	Test ID: 01
Lamp Name:	Lamp Catelog: LED	Test Lab: Quality Department
Manufacture: Shenzhen Norming Lighting Co., Ltd	Test Machine:GON-2000	Test Date: 2021/10/27



3D Light Intensity Distribution Modal

Lum. Name: WL02-09-XX-02 3000K RA90 60D	Lum. Catelog:	Test ID: 01
Lamp Name:	Lamp Catelog: LED	Test Lab: Quality Department
Manufacture: Shenzhen Norming Lighting Co., Ltd	Test Machine:GON-2000	Test Date: 2021/10/27

3D Light Intensity Distribution Modal



IES Indoor Report

Photometric Filename:WL02-09-XX-02 3000K RA90 60D.IES

Zonal Flux Tabulation

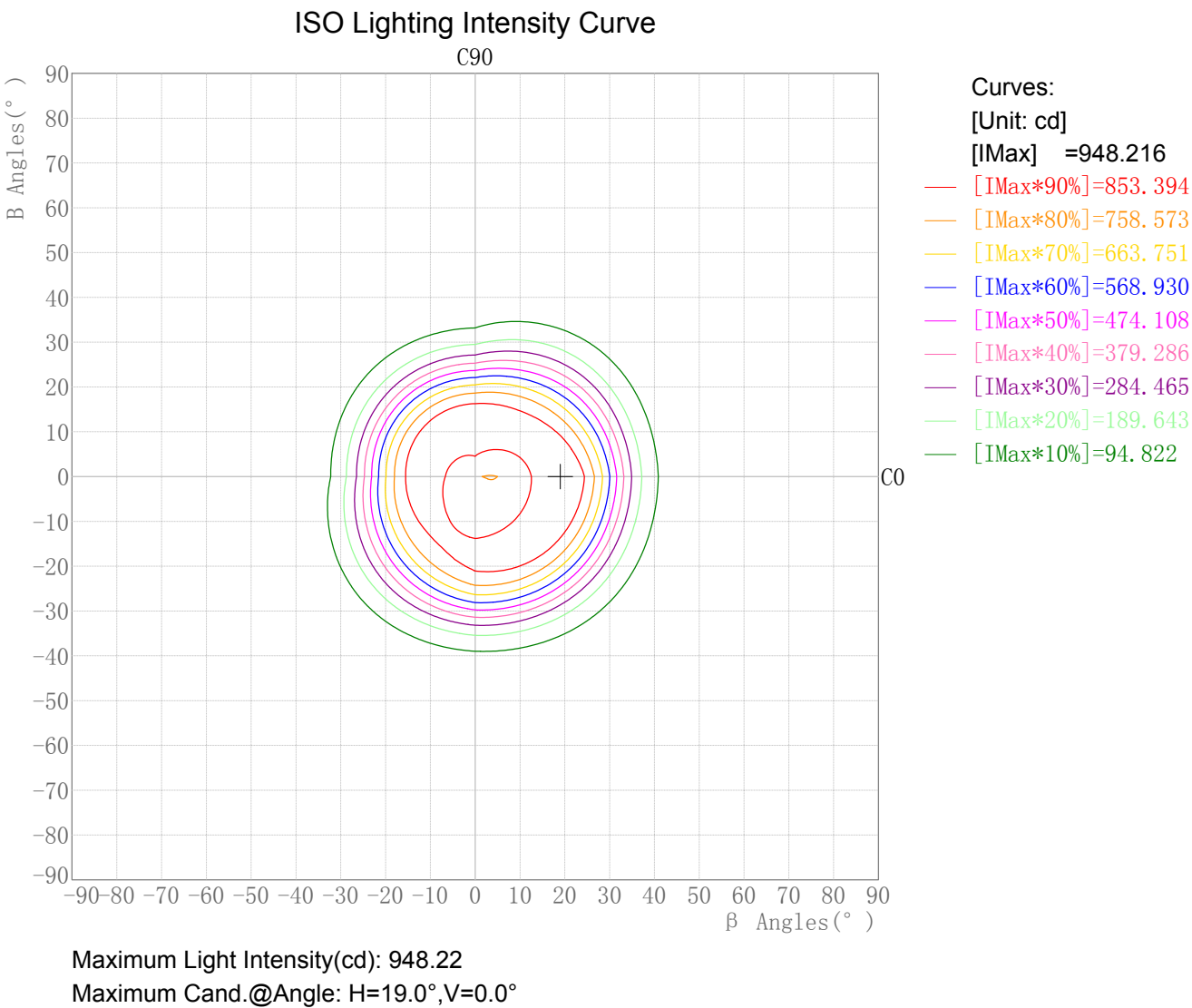
Zone(γ)	Zone Flux (lm)	Sums Flux (lm)	Zone%Lamp	Sums%Lamp	Zone(γ)	Zone Flux (lm)	Sums Flux (lm)	Zone%Lamp	Sums%Lamp
0.0-1.0	0.75	0.75	0.10	0.10	47.0-48.0	2.06	708.06	0.28	95.20
1.0-2.0	2.26	3.01	0.30	0.40	48.0-49.0	1.93	709.99	0.26	95.46
2.0-3.0	3.78	6.79	0.51	0.91	49.0-50.0	1.82	711.81	0.24	95.71
3.0-4.0	5.33	12.11	0.72	1.63	50.0-51.0	1.71	713.52	0.23	95.94
4.0-5.0	6.91	19.03	0.93	2.56	51.0-52.0	1.62	715.14	0.22	96.16
5.0-6.0	8.55	27.57	1.15	3.71	52.0-53.0	1.54	716.68	0.21	96.36
6.0-7.0	10.23	37.81	1.38	5.08	53.0-54.0	1.46	718.14	0.20	96.56
7.0-8.0	11.97	49.78	1.61	6.69	54.0-55.0	1.38	719.52	0.19	96.74
8.0-9.0	13.75	63.53	1.85	8.54	55.0-56.0	1.31	720.82	0.18	96.92
9.0-10.0	15.56	79.09	2.09	10.63	56.0-57.0	1.23	722.06	0.17	97.09
10.0-11.0	17.38	96.47	2.34	12.97	57.0-58.0	1.16	723.22	0.16	97.24
11.0-12.0	19.19	115.66	2.58	15.55	58.0-59.0	1.10	724.31	0.15	97.39
12.0-13.0	20.98	136.64	2.82	18.37	59.0-60.0	1.04	725.35	0.14	97.53
13.0-14.0	22.69	159.33	3.05	21.42	60.0-61.0	0.98	726.33	0.13	97.66
14.0-15.0	24.28	183.61	3.26	24.69	61.0-62.0	0.93	727.26	0.12	97.79
15.0-16.0	25.73	209.33	3.46	28.15	62.0-63.0	0.87	728.13	0.12	97.90
16.0-17.0	27.01	236.34	3.63	31.78	63.0-64.0	0.82	728.95	0.11	98.01
17.0-18.0	28.09	264.43	3.78	35.55	64.0-65.0	0.76	729.71	0.10	98.12
18.0-19.0	28.94	293.37	3.89	39.45	65.0-66.0	0.71	730.43	0.10	98.21
19.0-20.0	29.50	322.87	3.97	43.41	66.0-67.0	0.67	731.09	0.09	98.30
20.0-21.0	29.74	352.61	4.00	47.41	67.0-68.0	0.62	731.71	0.08	98.38
21.0-22.0	29.64	382.25	3.99	51.40	68.0-69.0	0.58	732.29	0.08	98.46
22.0-23.0	29.20	411.45	3.93	55.32	69.0-70.0	0.54	732.83	0.07	98.53
23.0-24.0	28.47	439.92	3.83	59.15	70.0-71.0	0.50	733.33	0.07	98.60
24.0-25.0	27.45	467.36	3.69	62.84	71.0-72.0	0.46	733.79	0.06	98.66
25.0-26.0	26.16	493.52	3.52	66.36	72.0-73.0	0.43	734.23	0.06	98.72
26.0-27.0	24.70	518.22	3.32	69.68	73.0-74.0	0.40	734.63	0.05	98.78
27.0-28.0	23.07	541.30	3.10	72.78	74.0-75.0	0.37	735.00	0.05	98.83
28.0-29.0	21.33	562.63	2.87	75.65	75.0-76.0	0.34	735.34	0.05	98.87
29.0-30.0	19.49	582.11	2.62	78.27	76.0-77.0	0.32	735.66	0.04	98.92
30.0-31.0	17.57	599.68	2.36	80.63	77.0-78.0	0.30	735.96	0.04	98.96
31.0-32.0	15.65	615.33	2.10	82.74	78.0-79.0	0.27	736.23	0.04	98.99
32.0-33.0	13.78	629.12	1.85	84.59	79.0-80.0	0.25	736.49	0.03	99.03
33.0-34.0	12.01	641.12	1.61	86.20	80.0-81.0	0.23	736.72	0.03	99.06
34.0-35.0	10.36	651.49	1.39	87.60	81.0-82.0	0.21	736.93	0.03	99.09
35.0-36.0	8.90	660.39	1.20	88.79	82.0-83.0	0.19	737.13	0.03	99.11
36.0-37.0	7.63	668.02	1.03	89.82	83.0-84.0	0.18	737.30	0.02	99.14
37.0-38.0	6.54	674.55	0.88	90.70	84.0-85.0	0.16	737.46	0.02	99.16
38.0-39.0	5.60	680.16	0.75	91.45	85.0-86.0	0.14	737.60	0.02	99.18
39.0-40.0	4.81	684.97	0.65	92.10	86.0-87.0	0.13	737.73	0.02	99.19
40.0-41.0	4.16	689.14	0.56	92.66	87.0-88.0	0.12	737.85	0.02	99.21
41.0-42.0	3.63	692.77	0.49	93.15	88.0-89.0	0.11	737.96	0.01	99.22
42.0-43.0	3.20	695.97	0.43	93.58	89.0-90.0	0.09	738.05	0.01	99.24
43.0-44.0	2.86	698.82	0.38	93.96	90.0-91.0	0.08	738.13	0.01	99.25
44.0-45.0	2.59	701.42	0.35	94.31	91.0-92.0	0.07	738.20	0.01	99.26
45.0-46.0	2.38	703.80	0.32	94.63	92.0-93.0	0.06	738.27	0.01	99.27
46.0-47.0	2.20	706.00	0.30	94.93	93.0-94.0	0.06	738.32	0.01	99.27

Zonal Flux Tabulation - (Cont.)

Zone(γ)	Zone Flux (lm)	Sums Flux (lm)	Zone%Lamp	Sums%Lamp	Zone(γ)	Zone Flux (lm)	Sums Flux (lm)	Zone%Lamp	Sums%Lamp
94.0-95.0	0.05	738.37	0.01	99.28	141.0-142.0	0.11	739.99	0.02	99.50
95.0-96.0	0.04	738.42	0.01	99.29	142.0-143.0	0.12	740.11	0.02	99.51
96.0-97.0	0.04	738.46	0.01	99.29	143.0-144.0	0.12	740.23	0.02	99.53
97.0-98.0	0.04	738.50	0.01	99.30	144.0-145.0	0.13	740.36	0.02	99.55
98.0-99.0	0.03	738.53	0.00	99.30	145.0-146.0	0.13	740.49	0.02	99.56
99.0-100.0	0.03	738.56	0.00	99.30	146.0-147.0	0.13	740.62	0.02	99.58
100.0-101.0	0.03	738.59	0.00	99.31	147.0-148.0	0.13	740.75	0.02	99.60
101.0-102.0	0.02	738.61	0.00	99.31	148.0-149.0	0.14	740.89	0.02	99.62
102.0-103.0	0.02	738.63	0.00	99.31	149.0-150.0	0.14	741.02	0.02	99.64
103.0-104.0	0.02	738.65	0.00	99.32	150.0-151.0	0.14	741.16	0.02	99.65
104.0-105.0	0.02	738.67	0.00	99.32	151.0-152.0	0.14	741.30	0.02	99.67
105.0-106.0	0.01	738.68	0.00	99.32	152.0-153.0	0.14	741.44	0.02	99.69
106.0-107.0	0.01	738.69	0.00	99.32	153.0-154.0	0.14	741.58	0.02	99.71
107.0-108.0	0.01	738.70	0.00	99.32	154.0-155.0	0.14	741.71	0.02	99.73
108.0-109.0	0.01	738.70	0.00	99.32	155.0-156.0	0.13	741.85	0.02	99.75
109.0-110.0	0.00	738.70	0.00	99.32	156.0-157.0	0.13	741.98	0.02	99.76
110.0-111.0	0.00	738.71	0.00	99.32	157.0-158.0	0.13	742.11	0.02	99.78
111.0-112.0	0.00	738.71	0.00	99.32	158.0-159.0	0.13	742.24	0.02	99.80
112.0-113.0	0.00	738.71	0.00	99.33	159.0-160.0	0.12	742.36	0.02	99.82
113.0-114.0	0.00	738.71	0.00	99.33	160.0-161.0	0.12	742.48	0.02	99.83
114.0-115.0	0.00	738.71	0.00	99.33	161.0-162.0	0.12	742.60	0.02	99.85
115.0-116.0	0.00	738.71	0.00	99.33	162.0-163.0	0.11	742.71	0.02	99.86
116.0-117.0	0.00	738.71	0.00	99.33	163.0-164.0	0.11	742.82	0.01	99.88
117.0-118.0	0.00	738.71	0.00	99.33	164.0-165.0	0.10	742.92	0.01	99.89
118.0-119.0	0.00	738.71	0.00	99.33	165.0-166.0	0.10	743.02	0.01	99.90
119.0-120.0	0.00	738.72	0.00	99.33	166.0-167.0	0.09	743.11	0.01	99.92
120.0-121.0	0.01	738.72	0.00	99.33	167.0-168.0	0.09	743.20	0.01	99.93
121.0-122.0	0.01	738.73	0.00	99.33	168.0-169.0	0.08	743.28	0.01	99.94
122.0-123.0	0.01	738.74	0.00	99.33	169.0-170.0	0.08	743.36	0.01	99.95
123.0-124.0	0.02	738.76	0.00	99.33	170.0-171.0	0.07	743.42	0.01	99.96
124.0-125.0	0.02	738.78	0.00	99.33	171.0-172.0	0.06	743.49	0.01	99.97
125.0-126.0	0.02	738.80	0.00	99.34	172.0-173.0	0.06	743.54	0.01	99.97
126.0-127.0	0.03	738.83	0.00	99.34	173.0-174.0	0.05	743.59	0.01	99.98
127.0-128.0	0.04	738.87	0.00	99.35	174.0-175.0	0.04	743.63	0.01	99.99
128.0-129.0	0.04	738.91	0.01	99.35	175.0-176.0	0.03	743.67	0.00	99.99
129.0-130.0	0.05	738.96	0.01	99.36	176.0-177.0	0.03	743.69	0.00	100.00
130.0-131.0	0.05	739.01	0.01	99.37	177.0-178.0	0.02	743.71	0.00	100.00
131.0-132.0	0.06	739.08	0.01	99.37	178.0-179.0	0.01	743.72	0.00	100.00
132.0-133.0	0.07	739.14	0.01	99.38	179.0-180.0	0.00	743.73	0.00	100.00
133.0-134.0	0.07	739.22	0.01	99.39					
134.0-135.0	0.08	739.29	0.01	99.40					
135.0-136.0	0.08	739.38	0.01	99.41					
136.0-137.0	0.09	739.47	0.01	99.43					
137.0-138.0	0.10	739.56	0.01	99.44					
138.0-139.0	0.10	739.66	0.01	99.45					
139.0-140.0	0.11	739.77	0.01	99.47					
140.0-141.0	0.11	739.88	0.01	99.48					

Rectangle ISO Lighting Intensity Diagram

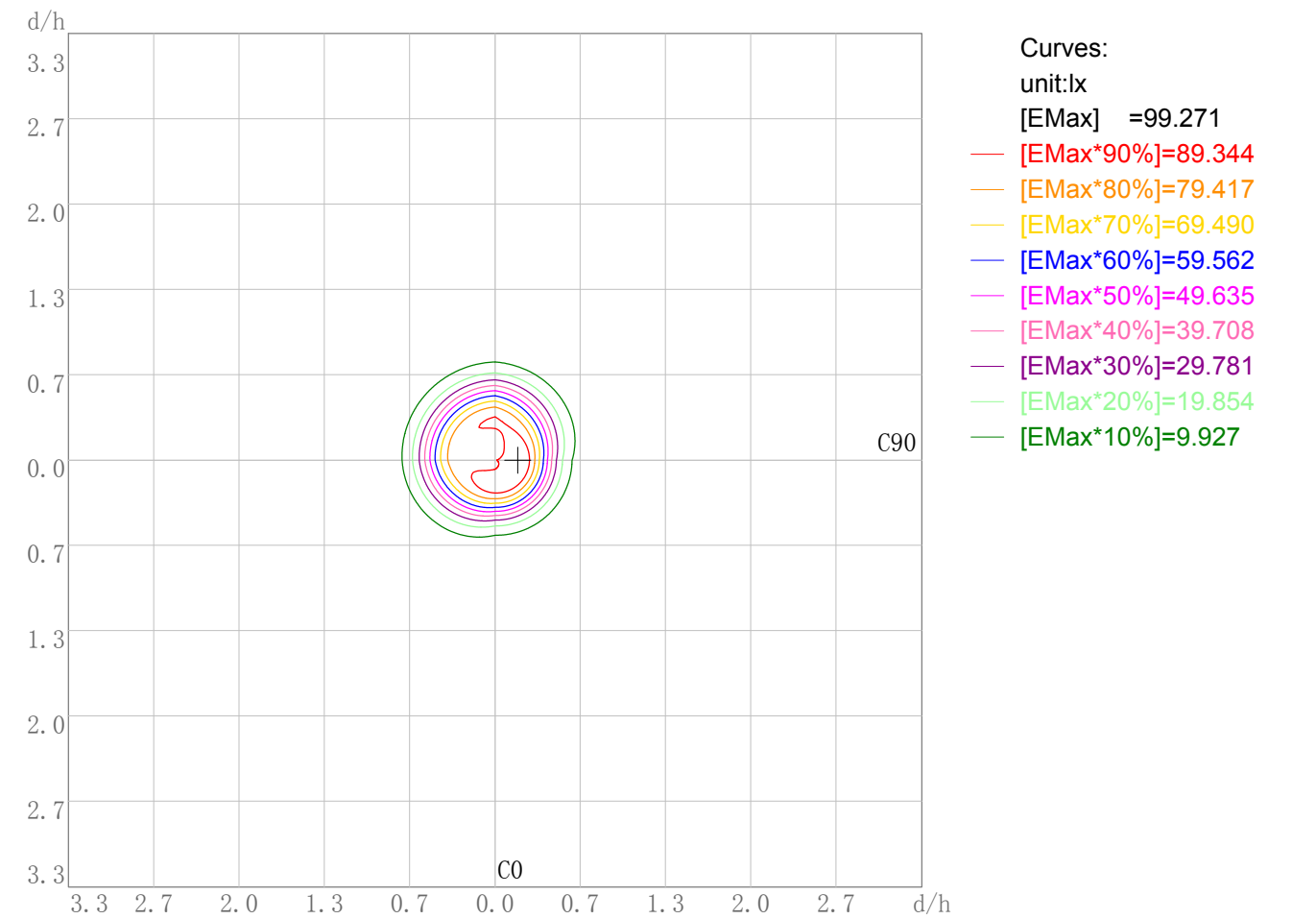
Lum. Name: WL02-09-XX-02 3000K RA90 60D	Lum. Catalog:	Test ID: 01
Lamp Name:	Lamp Catalog: LED	Test Lab: Quality Department
Manufacture: Shenzhen Norming Lighting Co., Ltd	Test Machine:GON-2000	Test Date: 2021/10/27



Plane ISO-Illuminance Diagram

Lum. Name: WL02-09-XX-02 3000K RA90 60D	Lum. Catalog:	Test ID: 01
Lamp Name:	Lamp Catalog: LED	Test Lab: Quality Department
Manufacture: Shenzhen Norming Lighting Co., Ltd	Test Machine:GON-2000	Test Date: 2021/10/27

Plane ISO-Illuminance Curve



Working Plane Luminaire Mounting Height(m): 3.00
Working Plane Maximum Illuminance(lx): 99.27
Working Plane Maximum Illuminance Position(d/h):H0.2 V0.0

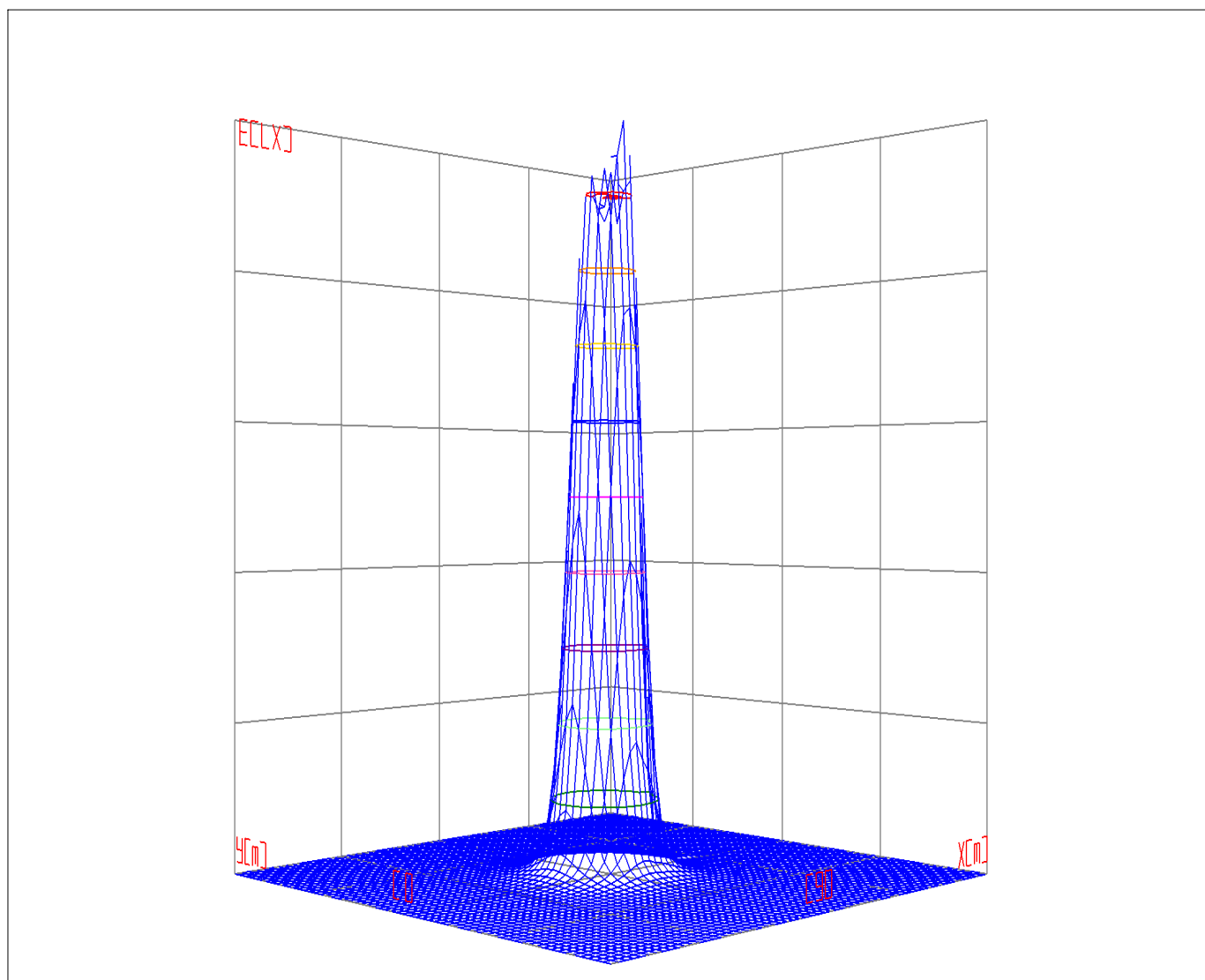
IES Indoor Report

Photometric Filename:WL02-09-XX-02 3000K RA90 60D.IES

3D Plane ISO Illuminance Diagram

Lum. Name: WL02-09-XX-02 3000K RA90 60D	Lum. Catalog:	Test ID: 01
Lamp Name:	Lamp Catalog: LED	Test Lab: Quality Department
Manufacture: Shenzhen Norming Lighting Co., Ltd	Test Machine:GON-2000	Test Date: 2021/10/27

3D Plane Illuminance Modal

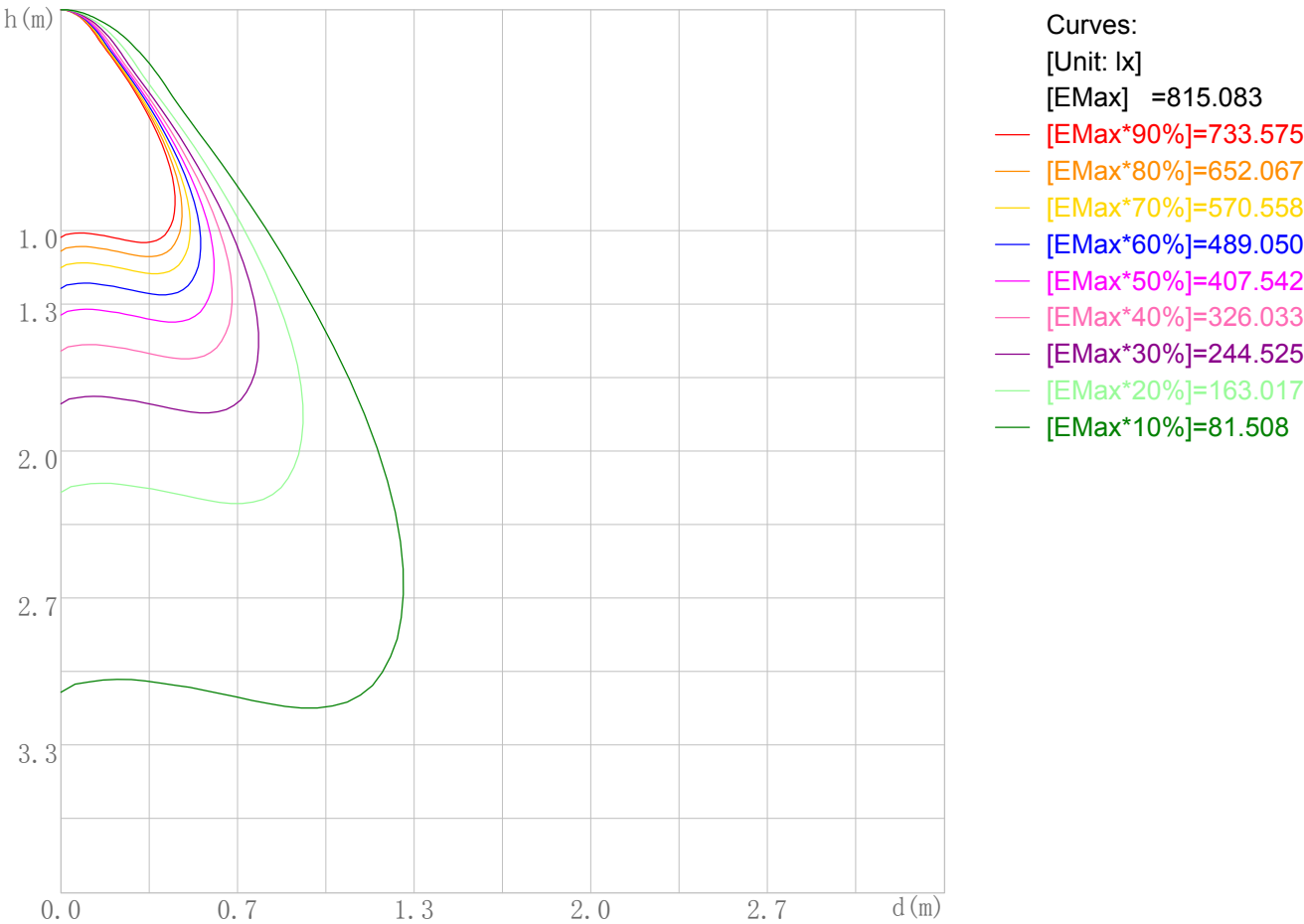


Curves: 3D Model — 90% — 80% — 70% — 60% — 50% — 40% — 30% — 20% — 10% —
View Angles(deg): 0 Height(m): 3.0 Distance(m): 10.0

Space ISO Illuminance Diagram

Lum. Name: WL02-09-XX-02 3000K RA90 60D	Lum. Catalog:	Test ID: 01
Lamp Name:	Lamp Catalog: LED	Test Lab: Quality Department
Manufacture: Shenzhen Norming Lighting Co., Ltd	Test Machine:GON-2000	Test Date: 2021/10/27

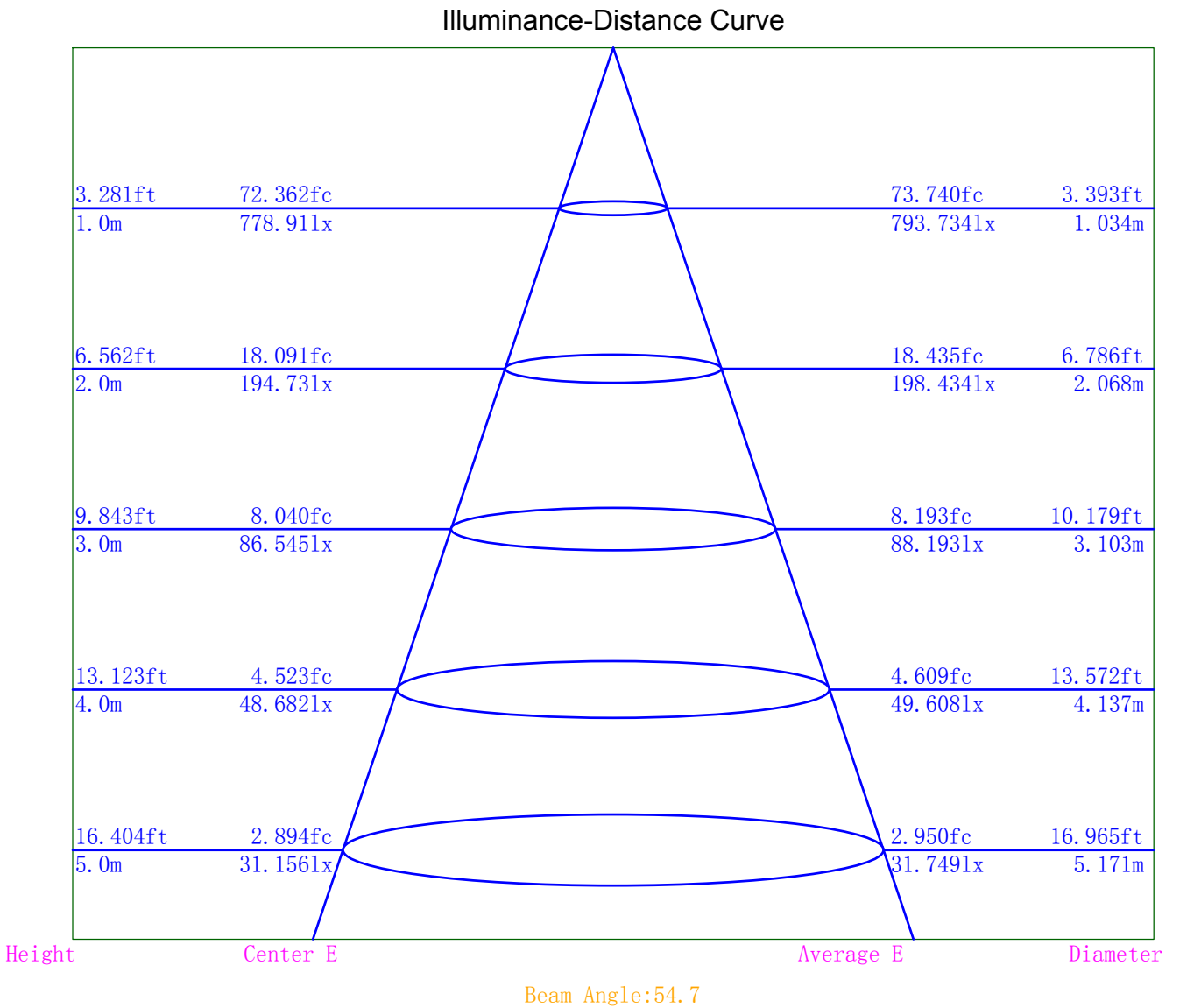
Space ISO Illuminance Curve



Space Plane Maximum Illuminance and @Angle:815.08lx,17.0deg
Plane Maximum Lighting Intensity and @Angle:948.216cd,0deg

Illuminance-Distance Diagram

Lum. Name: WL02-09-XX-02 3000K RA90 60D	Lum. Catelog:	Test ID: 01
Lamp Name:	Lamp Catelog: LED	Test Lab: Quality Department
Manufacture: Shenzhen Norming Lighting Co., Ltd	Test Machine:GON-2000	Test Date: 2021/10/27



Indoor Luminance Limiting Curves

Lum. Name: WL02-09-XX-02 3000K RA90 60D	Lum. Catalog:	Test ID: 01
Lamp Name:	Lamp Catalog: LED	Test Lab: Quality Department
Manufacture: Shenzhen Norming Lighting Co., Ltd	Test Machine:GON-2000	Test Date: 2021/10/27

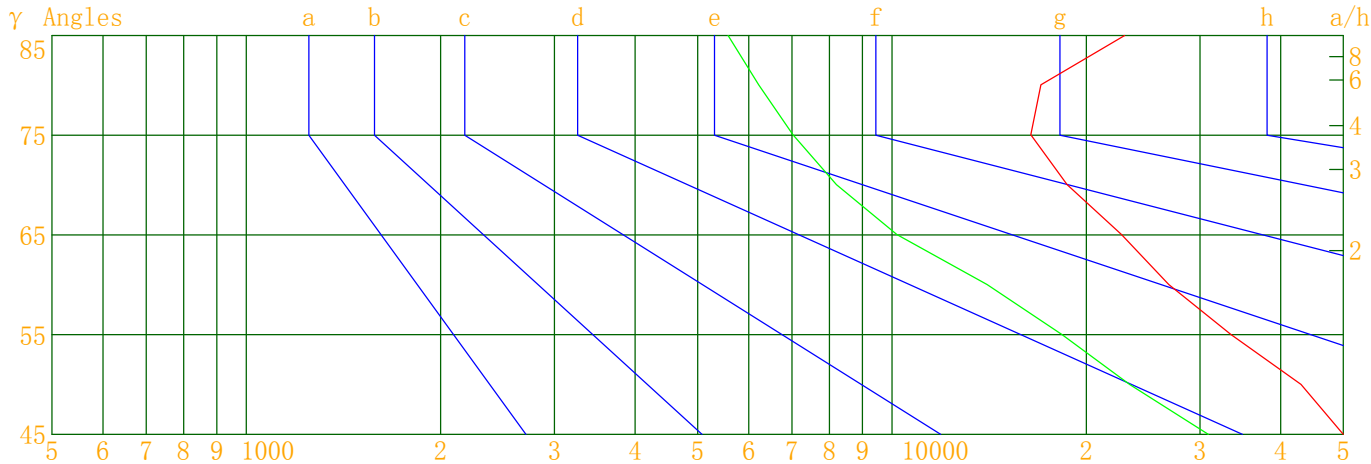
Glare Grade Table

GI	Quality	Using Illuminance							
1.15	A	2000	1000	500	<=300				
1.5	B		2000	1000	500	<=300			
1.85	C			2000	1000	500	<=300		
2.2	D				2000	1000	500	<=300	
2.55	E	a				2000	1000	500	<=300
			b	c	d	e	f	g	h

Luminance Table

Gama(deg)	45	50	55	60	65	70	75	80	85
C0	61437	42995	33499	26844	22683	18675	16407	17011	22925
C90	30894	23338	18327	14041	10182	8203	7025	6215	5574

Luminance Limiting Curve



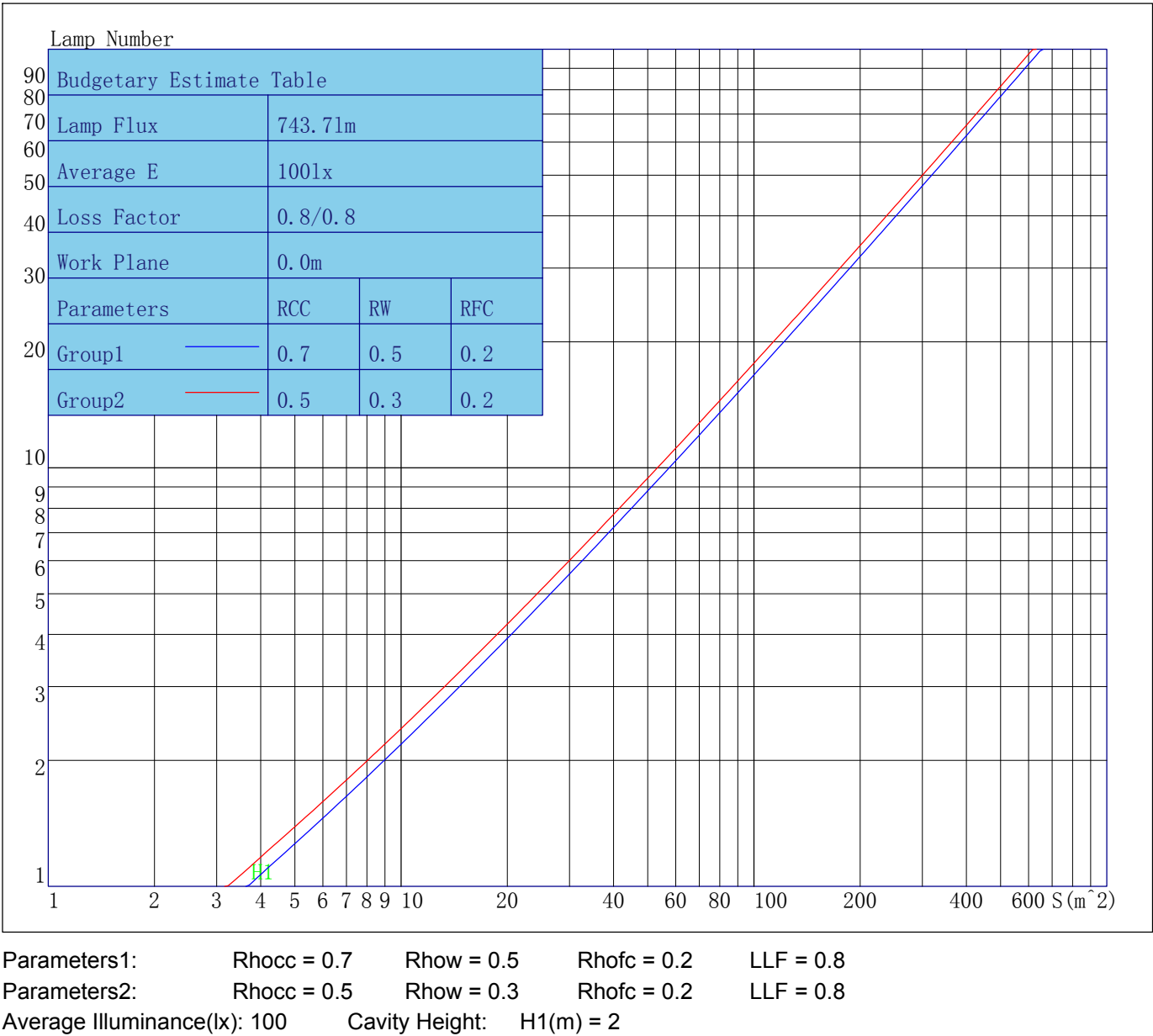
Luminous Size: Length(m)=-0.038 Width(m)=-0.038 Height(m)=0.000 Area(m^2)=0.001134

Luminous Type: Without Luminous Side

Luminous Curves: C0-C180 Color: C90-C270 Color:

Indoor Budgetary Estimate Table

Lum. Name: WL02-09-XX-02 3000K RA90 60D	Lum. Catalog:	Test ID: 01
Lamp Name:	Lamp Catalog: LED	Test Lab: Quality Department
Manufacture: Shenzhen Norming Lighting Co., Ltd	Test Machine:GON-2000	Test Date: 2021/10/27



Indoor Coefficient of Utilization Table

Lum. Name: WL02-09-XX-02 3000K RA90 60D	Lum. Catelog:	Test ID: 01
Lamp Name:	Lamp Catelog: LED	Test Lab: Quality Department
Manufacture: Shenzhen Norming Lighting Co., Ltd	Test Machine:GON-2000	Test Date: 2021/10/27

Coefficients of Utilization - Zonal Cavity Method																		
Coef.	Effective Floor Cavity Reflectance RFC=0.20																	
RhoCC (%)	80				70				50			30			10			0
RhoW (%)	70	50	30	10	70	50	30	10	50	30	10	50	30	10	50	30	10	0
RCR	Coefficient of Utilization(%)																	
0	119	119	119	119	116	116	116	116	111	111	111	106	106	106	101	101	101	99
1	113	111	108	106	111	108	106	104	104	102	101	100	99	98	97	96	95	93
2	108	103	99	96	106	101	98	94	98	95	92	95	92	90	92	90	88	87
3	103	96	91	87	101	95	90	87	92	88	85	90	86	84	87	85	82	81
4	98	90	85	81	96	89	84	80	87	83	79	85	81	78	83	80	77	76
5	93	85	79	75	91	84	79	75	82	77	74	80	76	73	79	75	72	71
6	89	80	74	70	87	79	74	70	77	73	69	76	72	69	75	71	68	67
7	84	75	70	66	83	75	69	65	73	68	65	72	68	65	71	67	64	63
8	81	71	66	62	79	71	65	61	70	65	61	69	64	61	68	64	61	59
9	77	68	62	58	76	67	62	58	66	61	58	65	61	57	64	60	57	56
10	74	64	59	55	73	64	58	55	63	58	55	62	58	54	61	57	54	53

Unified Glare Rating Table

Lum. Name: WL02-09-XX-02 3000K RA90 60D	Lum. Catelog:	Test ID: 01
Lamp Name:	Lamp Catelog: LED	Test Lab: Quality Department
Manufacture: Shenzhen Norming Lighting Co., Ltd	Test Machine:GON-2000	Test Date: 2021/10/27

Unified Glare Rating Table

Ceiling RCC	0.70	0.70	0.50	0.50	0.30	0.70	0.70	0.50	0.50	0.30
Wall RW	0.50	0.30	0.50	0.30	0.30	0.50	0.30	0.50	0.30	0.30
Floor RFC	0.20	0.20	0.20	0.20	0.20	0.20	0.20	0.20	0.20	0.20
Room Size	Vewed crosswise					Vewed endwise				
X=2H Y=2H	24.0	25.1	24.4	25.4	25.7	18.2	19.3	18.6	19.7	20.0
	24.0	25.0	24.4	25.3	25.7	18.3	19.3	18.7	19.6	20.0
	24.0	24.9	24.4	25.3	25.7	18.3	19.2	18.7	19.6	20.0
	24.0	24.8	24.4	25.2	25.6	18.3	19.1	18.7	19.5	19.9
	24.0	24.8	24.4	25.2	25.6	18.2	19.1	18.7	19.5	19.9
	24.0	24.8	24.4	25.2	25.6	18.2	19.0	18.7	19.4	19.9
X=4H Y=2H	23.8	24.7	24.2	25.1	25.5	18.2	19.1	18.6	19.5	19.9
	23.8	24.6	24.3	25.0	25.5	18.4	19.2	18.8	19.6	20.0
	23.8	24.6	24.3	25.0	25.5	18.4	19.1	18.9	19.6	20.0
	23.9	24.5	24.4	25.0	25.5	18.4	19.1	18.9	19.6	20.0
	23.9	24.5	24.4	25.0	25.5	18.4	19.0	18.9	19.5	20.0
	24.0	24.5	24.5	25.0	25.5	18.4	19.0	18.9	19.5	20.0
X=8H Y=4H	23.7	24.3	24.2	24.8	25.3	18.4	19.0	18.9	19.5	19.9
	23.8	24.3	24.3	24.8	25.4	18.5	19.0	19.0	19.5	20.1
	23.9	24.4	24.4	24.9	25.4	18.5	19.0	19.0	19.5	20.0
	24.0	24.4	24.5	24.9	25.5	18.5	19.0	19.1	19.5	20.1
X=12H Y=4H	23.7	24.2	24.2	24.7	25.2	18.4	18.9	18.9	19.4	19.9
	23.8	24.3	24.3	24.7	25.3	18.5	18.9	19.0	19.4	20.0
	23.9	24.3	24.4	24.8	25.4	18.5	19.0	19.1	19.5	20.1
Variations with the objverver position at spacings										
S=1.0H	0.2/−0.3					0.5/−0.6				
S=1.5H	0.6/−0.6					0.9/−1.1				
S=2.0H	1.1/−0.9					1.6/−1.5				
Reduced UGR Table:										
Nordic Standard Table:	BK0					BK0				
Correction Value	0.6					0.8				

o the CIE Pub.117, data has been corrected, refers to the lamp's lumens 8.2flm.

IES Indoor Report

Photometric Filename:WL02-09-XX-02 3000K RA90 60D.IES

Candela Tabulation

V/H	C0.0	C90.0	C180.0	C270.0
γ 0.0	778.91	778.91	778.91	778.91
γ 1.0	760.70	809.21	775.71	794.68
γ 2.0	756.67	819.54	784.97	790.13
γ 3.0	754.11	831.34	797.20	787.82
γ 4.0	755.28	845.05	809.97	785.83
γ 5.0	758.61	860.17	825.34	786.45
γ 6.0	765.85	878.57	841.83	787.68
γ 7.0	775.28	895.21	858.77	792.35
γ 8.0	785.67	911.05	875.16	797.23
γ 9.0	796.54	925.49	890.26	804.65
γ 10.0	811.37	935.43	901.25	812.41
γ 11.0	826.66	939.90	908.91	822.07
γ 12.0	843.48	940.08	910.21	831.77
γ 13.0	862.25	933.36	905.01	844.10
γ 14.0	881.03	917.74	891.49	855.46
γ 15.0	900.34	893.33	869.03	865.89
γ 16.0	917.62	863.29	838.82	875.30
γ 17.0	931.99	827.81	802.16	880.85
γ 18.0	942.03	787.18	759.18	882.63
γ 19.0	948.22	741.04	712.22	880.46
γ 20.0	946.44	689.77	659.07	870.60
γ 21.0	938.50	633.51	602.49	854.86
γ 22.0	920.69	575.18	541.78	832.64
γ 23.0	896.54	514.76	480.33	803.92
γ 24.0	867.77	454.87	420.48	769.67
γ 25.0	829.72	396.02	362.77	727.14
γ 26.0	787.01	340.76	308.43	681.35
γ 27.0	739.42	290.86	259.58	630.53
γ 28.0	687.10	245.70	216.59	575.81
γ 29.0	631.20	206.88	180.05	518.10
γ 30.0	571.03	171.61	148.28	459.81
γ 31.0	509.56	141.78	121.17	401.96
γ 32.0	448.67	117.47	99.04	345.50
γ 33.0	389.05	97.63	81.19	292.99
γ 34.0	332.41	81.47	66.88	245.43
γ 35.0	279.89	68.39	55.70	204.70
γ 36.0	234.27	58.57	47.14	169.27
γ 37.0	195.27	50.65	40.51	139.83
γ 38.0	162.58	44.62	35.19	114.92
γ 39.0	134.23	39.85	31.16	94.26
γ 40.0	110.89	36.19	28.03	77.54
γ 41.0	92.19	33.25	25.49	64.21
γ 42.0	77.14	30.67	23.36	53.62
γ 43.0	65.08	28.44	21.51	45.49
γ 44.0	56.15	26.51	19.97	39.58
γ 45.0	49.27	24.77	18.64	34.98
γ 46.0	43.89	23.03	17.33	31.45

Candela Tabulation - (Cont.)

V/H	C0.0	C90.0	C180.0	C270.0
γ 47.0	39.71	21.38	16.11	28.68
γ 48.0	36.42	19.84	14.99	26.43
γ 49.0	33.84	18.38	13.92	24.51
γ 50.0	31.34	17.01	12.89	22.76
γ 51.0	29.00	15.65	12.19	21.17
γ 52.0	26.93	14.59	11.58	19.76
γ 53.0	25.08	13.69	11.01	18.54
γ 54.0	23.39	12.78	10.45	17.35
γ 55.0	21.79	11.92	9.90	16.24
γ 56.0	20.30	11.10	9.31	15.14
γ 57.0	18.84	10.27	8.72	14.14
γ 58.0	17.42	9.45	8.15	13.45
γ 59.0	16.19	8.67	7.61	12.83
γ 60.0	15.22	7.96	7.12	12.20
γ 61.0	14.27	7.31	6.62	11.61
γ 62.0	13.39	6.66	6.10	11.03
γ 63.0	12.52	6.04	5.58	10.43
γ 64.0	11.69	5.43	5.07	9.79
γ 65.0	10.87	4.88	4.73	9.18
γ 66.0	10.05	4.51	4.36	8.63
γ 67.0	9.27	4.11	3.97	8.11
γ 68.0	8.57	3.74	3.67	7.59
γ 69.0	7.91	3.44	3.42	7.06
γ 70.0	7.24	3.18	3.16	6.54
γ 71.0	6.63	2.93	2.92	6.07
γ 72.0	6.02	2.69	2.68	5.70
γ 73.0	5.59	2.46	2.46	5.32
γ 74.0	5.23	2.26	2.24	4.94
γ 75.0	4.82	2.06	2.03	4.60
γ 76.0	4.43	1.87	1.85	4.30
γ 77.0	4.14	1.69	1.66	4.01
γ 78.0	3.86	1.53	1.48	3.75
γ 79.0	3.59	1.38	1.31	3.50
γ 80.0	3.35	1.22	1.16	3.26
γ 81.0	3.11	1.08	1.00	3.02
γ 82.0	2.89	0.94	0.87	2.80
γ 83.0	2.67	0.80	0.73	2.59
γ 84.0	2.47	0.69	0.59	2.38
γ 85.0	2.27	0.55	0.51	2.19
γ 86.0	2.09	0.47	0.44	2.01
γ 87.0	1.90	0.41	0.37	1.83
γ 88.0	1.73	0.35	0.32	1.66
γ 89.0	1.58	0.29	0.26	1.50
γ 90.0	1.42	0.23	0.21	1.34
γ 91.0	1.28	0.17	0.17	1.20
γ 92.0	1.13	0.12	0.12	1.08
γ 93.0	1.01	0.06	0.08	1.00

Candela Tabulation - (Cont.)

V/H	C0.0	C90.0	C180.0	C270.0
γ 94.0	0.94	0.01	0.04	0.93
γ 95.0	0.86	0.00	0.00	0.85
γ 96.0	0.79	0.00	0.00	0.79
γ 97.0	0.72	0.00	0.00	0.72
γ 98.0	0.65	0.00	0.00	0.66
γ 99.0	0.58	0.00	0.00	0.59
γ 100.0	0.51	0.00	0.00	0.54
γ 101.0	0.46	0.00	0.00	0.49
γ 102.0	0.40	0.00	0.00	0.44
γ 103.0	0.34	0.00	0.00	0.38
γ 104.0	0.28	0.00	0.00	0.34
γ 105.0	0.23	0.00	0.00	0.29
γ 106.0	0.18	0.00	0.00	0.25
γ 107.0	0.12	0.00	0.00	0.21
γ 108.0	0.08	0.00	0.00	0.18
γ 109.0	0.04	0.00	0.00	0.14
γ 110.0	0.00	0.00	0.00	0.12
γ 111.0	0.00	0.00	0.00	0.08
γ 112.0	0.00	0.00	0.00	0.05
γ 113.0	0.00	0.00	0.00	0.04
γ 114.0	0.00	0.00	0.00	0.02
γ 115.0	0.00	0.00	0.00	0.01
γ 116.0	0.00	0.00	0.00	0.00
γ 117.0	0.00	0.00	0.00	0.00
γ 118.0	0.00	0.00	0.02	0.01
γ 119.0	0.00	0.00	0.07	0.01
γ 120.0	0.00	0.00	0.15	0.05
γ 121.0	0.00	0.00	0.23	0.07
γ 122.0	0.00	0.00	0.30	0.11
γ 123.0	0.00	0.04	0.38	0.15
γ 124.0	0.00	0.12	0.46	0.19
γ 125.0	0.00	0.20	0.55	0.24
γ 126.0	0.01	0.28	0.63	0.31
γ 127.0	0.05	0.36	0.73	0.36
γ 128.0	0.11	0.44	0.82	0.44
γ 129.0	0.18	0.54	0.91	0.50
γ 130.0	0.24	0.62	1.02	0.59
γ 131.0	0.31	0.71	1.11	0.67
γ 132.0	0.38	0.81	1.21	0.75
γ 133.0	0.46	0.90	1.31	0.83
γ 134.0	0.53	0.99	1.40	0.91
γ 135.0	0.62	1.08	1.51	1.00
γ 136.0	0.71	1.18	1.61	1.09
γ 137.0	0.79	1.28	1.70	1.17
γ 138.0	0.88	1.38	1.82	1.26
γ 139.0	0.97	1.48	1.92	1.35
γ 140.0	1.07	1.58	2.02	1.44

Candela Tabulation - (Cont.)

V/H	C0.0	C90.0	C180.0	C270.0
γ 141.0	1.16	1.68	2.13	1.52
γ 142.0	1.25	1.79	2.23	1.61
γ 143.0	1.35	1.90	2.33	1.70
γ 144.0	1.45	2.00	2.43	1.80
γ 145.0	1.54	2.10	2.54	1.89
γ 146.0	1.65	2.20	2.64	1.99
γ 147.0	1.75	2.31	2.74	2.09
γ 148.0	1.86	2.40	2.83	2.18
γ 149.0	1.97	2.49	2.92	2.29
γ 150.0	2.07	2.58	3.01	2.37
γ 151.0	2.18	2.66	3.10	2.47
γ 152.0	2.28	2.73	3.17	2.57
γ 153.0	2.39	2.81	3.24	2.66
γ 154.0	2.48	2.88	3.30	2.75
γ 155.0	2.57	2.93	3.36	2.83
γ 156.0	2.67	3.01	3.42	2.92
γ 157.0	2.77	3.07	3.47	3.00
γ 158.0	2.85	3.11	3.51	3.08
γ 159.0	2.94	3.17	3.56	3.15
γ 160.0	3.02	3.23	3.59	3.21
γ 161.0	3.09	3.28	3.62	3.27
γ 162.0	3.16	3.35	3.67	3.33
γ 163.0	3.24	3.39	3.71	3.38
γ 164.0	3.30	3.46	3.75	3.42
γ 165.0	3.37	3.51	3.78	3.47
γ 166.0	3.42	3.58	3.82	3.53
γ 167.0	3.49	3.62	3.85	3.57
γ 168.0	3.55	3.68	3.88	3.62
γ 169.0	3.62	3.72	3.91	3.66
γ 170.0	3.68	3.78	3.94	3.71
γ 171.0	3.73	3.82	3.97	3.76
γ 172.0	3.80	3.86	3.99	3.81
γ 173.0	3.84	3.88	4.01	3.85
γ 174.0	3.89	3.92	4.04	3.89
γ 175.0	3.95	3.95	4.05	3.93
γ 176.0	3.98	3.96	4.05	3.97
γ 177.0	4.01	3.99	4.06	3.99
γ 178.0	4.04	3.99	4.07	4.02
γ 179.0	4.05	3.99	4.08	4.04
γ 180.0	4.05	4.05	4.05	4.05